


Culbertson Gazette

Issue 2

January 2004

Interview with Mrs. Vetter

By Alex B.



A: What grade do you teach, Mrs. Vetter?

V: I teach 5th grade.

A: How long have you been teaching?

V: I have been teaching for over 25 years.

A: Do you have any children? If so, how many do you have? How old are they? And, do you have boys, girls or both?

V: Yes, I have 3 children. I have a son (26), a daughter (24), and another daughter (21).

A: Did you teach any other grades before teaching 5th grade?

V: I taught 6th, 7th, and 8th grade before I taught 5th grade.

A: What do you like about teaching 5th grade more than other grades?

V: Everything!!!

A: What qualities do you like about Culbertson?

V: I like the students, parents of the students (because we have nice kids here, they must have nice parents), the staff, and Mr. Cook. I enjoy working for this school and Mr. Cook.

A: If you could choose to teach another grade, what would it be?

V: I would never choose another grade!!!

A: Do you like this year's class? If so, what do you like about it?

V: Yes, I like this year's class because they are nice, responsible, caring, kind, hardworking and much more. This class is what I wanted from a 5th grade class!!!

Thank you Mrs. Vetter!!!!

Luke's Invention Convention

By Luke H.



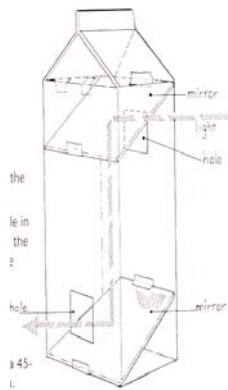
Welcome to Luke's Invention Convention. In today's segment we will be constructing a periscope in an easy step-by-step process.

You will need :

- An empty milk or juice carton
- Scissors or a craft knife
- A ruler
- 2x3 pocket sized mirrors
- Adult helper
- Pen or pencil

Procedure

1. Have your helper open the carton at the top.
2. Then use a ruler to mark a square with a pen to make it a 2x2in. square.



Diagram

Then cut out the squares on the top of one side and the bottom on the other side of the carton.

3. Tape the mirrors inside the carton so that they face each other. They should be parallel and slant at a 45-degree angle as

shown in the diagram.

4. After the mirrors have been attached to the carton, tape the top of the carton closed.
5. Now look through the bottom and see through the top. (See first photo.)



Finished periscope

In the experiment you may need help attaching the mirrors so ask your Mom or Dad for help you if you need it. Also if you need help making it you can get the book where I found this experiment, *The Ben Franklin Book of Easy and Incredible Experiments* (source of information and diagram above), at your school library in the science

section. Join me for the next issue and we'll construct another invention.

Good Luck!

Book Reviews

By Alysha A.

Now that the holidays are over are you looking for a good book to read? Here are two suggestions. If you like books with hidden meanings then check out ***Walk Two Moons*** by Sharon Creech, from our school library or a public library near you. This book is about a girl, Salamanca Tree Hiddle, whose mother left her and her father to go to Idaho and never returns. While her father decides to move from their country home in Kentucky to a small house in Ohio and also starts dating a new woman, Sal meets her neighbor and classmate Phoebe Winterbottom, who has a story of her own. When her grandparents decide to drive to Idaho in search of her mother, they request a story. Sal tells them all about Phoebe and her own story begins...

Another great book is ***Fever 1793*** by Laurie Halse Anderson. This book is about Matilda Cook and takes place in, you guessed it, 1793. Mattie's family consists of herself, her mother (widow), her grandfather (former army captain), and Eliza (a free African-American; she's their cook and Mattie's close friend). They live above their coffeehouse in Philadelphia. As the days get warmer, yellow fever starts by the river. The city's in pandemonium! Many people flee from the city fearing their family might catch the fever, but not the Cooks. When her mother catches it she orders Mattie and her grandfather out of town, to the country. I'm only going to tell you two more

events.

1. They never make it to the farm.

2. Mattie catches the fever.

Will she survive? What about her mother and grandfather? To find out the rest of Matilda Cook's adventure read ***Fever 1793***. That's all for now. Look for more good books in the next issue. Happy reading!

Ghosts: Fact or Fiction

By Daniel P.

Some people say that ghosts are real and some people say that it is just a joke. I am here to say that ghosts are real. Some people have seen them and know that they exist. But most people have not witnessed their appearance. The ones who have not are in for a shock. Some ghosts are harmless and others deadly. This is my story.


Have you ever heard that Abraham Lincoln dreamed about his death before it actually occurred? Well, he did. It is told that he predicted the future in his dreams many times. You could say that he was a future teller. And could you believe that his wife was one too! After his death, his ghost has been reported in the White House many times. Other ghosts were also reported at the White House, like John F. Kennedy and Harry Truman. But they were not reported nearly as many times as Lincoln. He was spotted by the Queen of the Netherlands and Eleanor Roosevelt and others.

When the Queen of the Netherlands was visiting the president of the United States, she stayed in the Lincoln bedroom. In the middle of the night, around two o'clock, she heard footsteps in the hall. She got out of bed to see what this mysterious sound

represented. When she was about two yards from the door, a heavy knocking was heard. She frantically went to open the door. When she did, she fainted abruptly. Waiting for her at the door was lo and behold, Abraham Lincoln.

Eleanor Roosevelt, a famous first lady, had another thrilling experience with the ghost of Lincoln. She was again in Lincoln's room, sewing when a foggy mist appeared at the window where Lincoln usually sat. In a few seconds he appeared, looking her straight in the eye. After a minute or two of constant staring, he vanished into the foggy night.

THE ALAMO



The Alamo, where about 250 Texans died fighting for liberty, was also a very scary place. After General Santa Anna defeated Jim Bowie in a bloody thirteen-day battle, Santa Anna ordered the destruction of the Alamo. When his men went to destroy the Alamo, flaming torches held by arms with no body appeared to them saying, "If you destroy this, you will die a painful death." Most of the Mexicans were smart enough to go away and let the Alamo remain how it was. The ones, who did not, DID die a painful death. Days after the fall of the Alamo, Sam Houston and his army attacked the Mexicans and conquered them.

The ones who did flee from the flaming hands did not die in this attack. But the others did.

Sources of information: Amazing Ghosts and Other Mysteries by Peter Eldin; The Headless Ghost by William Warren

Source of picture:

<http://www.francisli.org/wink/postcards/sanantonio.htm>

Artist of the Month

By Alex S.

Have you ever won the artist of the month award given by Mrs. Curson, the art teacher? In December several children from each grade won artist of the month awards. They are:



Artist of the Month Bulletin Board

From grade 5:

Sydney B. and Dan P.

From grade 4:

Victoria M. and Sean R.

From grade 3:

Stephen S. and David B.

From grade 2:

Gina M., Rachel M. and Shane P.

From grade 1:

Caroline C. and Coryn L.

From Kindergarten:

Megan L. and Jason T.

I was lucky enough to chat with a winner of the artist from the 5th grade, Sydney B. Her award was for her amazing Tessellations! Tessellations are one shape repeated then turned into a design.

Me: Did you expect to win artist of the month?

Sydney: Not really!

Me: What is the tessellation of?

Sydney: It is of a dog, but most people think it's a pig.

Me: Did you have fun in the making of it?

Sydney: Yes, who wouldn't?

Me: Did you put a lot of time and effort in the picture?

Sydney: Yes, I would come in to the art room every morning to work on the picture until it looked just right.

Me: After all your hard work did you end up liking your picture?

Sydney: Yeah, I really was proud of myself. So to answer your question, I really did like my tessellation!

All the other winners really worked hard, too! You can check out what all the other drawings look like by looking at the bulletin board in the front office.

Good Web Sites

By Cullen S.

There are millions of good web sites. If you want to find information about things you can go to **Google.com**. That is a very useful site for 5th graders.

If you want to practice mathematics you can go to one of these sites:

Multiplication.com

Mathsyear2000.org

Coolmath4kids.com (That site looks pretty cool.) When you go on coolmath4kids look for lunar lander. (That is a great game!). There are other good games on that site.

Abby's Tricky Trivia


By Abby P.; artwork by Allison K.

Hi! My name is Abby and this is my tricky trivia game. Please answer my questions and tell your friends to do the same. Culbertson Cougars, enjoy putting your knowledge to the test and checkout the next issue to see who answers best. So good luck to all and have fun too, tricky trivia's the cool game to do.

Send Answers to:

Abby P.
11 Whisker Way
Cougartown PA 19074

- 1) How many continents are on the planet earth?
- 2) Barbara Park wrote a series of books about what girl?
- 3) Which food group do nuts belong to?



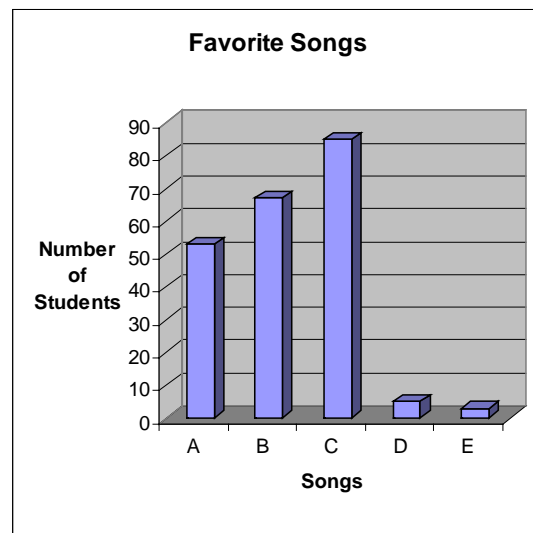
- 4) How many terms can the President of the United States serve?
- 5) What is the name of the TV show where two neighbors change houses with 2 designers, 1 carpenter and \$1,000.00?
- 6) What person in history patented the design of the phone?
- 7) What was Britney Spears first hit song?

If you played Tricky Trivia last time, the answers here were the ones to find.

- 1) 76ers
- 2) Scientist
- 3) Patrick and Sandy
- 4) Kelly Clarkson
- 5) 5
- 6) Hawaii
- 7) Hoover
- 8) The Cat in the Hat
- 9) BAM!!!

Favorite Songs

By Sydney B.



Key

- A= *Where is the Love*
B= *Hey Ya!*
C= *Suga Suga*
D= *Me Against the Music*
E= *More to Life*

On January 7th and 8th I surveyed the 3rd, 4th, and 5th graders. I asked them what their favorite song to listen to was. I got a lot of votes. *Suga Suga* ranked number one, with a total of 85 votes! *Hey Ya!* came in second with a total of 67 votes. In third came *Where is the Love?* with 53 votes. *Me Against the*

Music came in fourth with 5 votes. In last, with a total of 3 votes was *More To Life*.

Cougars During Winter Break

By Annabel S. and Kristina L.

During winter break many people did interesting activities. Some just stayed home and did some things with their family. And some just sat there eating potato chips while watching TV! Well I did, but not the whole break! Anyway, I had an opportunity to ask kids what they did and made a list, so here it is. Some people...

1. Celebrated New Years' in their family's way. (Traditionally, we did it the Korean way: we pray to our ancestors, we go to church and we get Sebe money.)
2. Went to their relatives house/ relatives came over
3. Played video games
4. Went to a friends house or someone else came to your house
5. Hosted a party or a sleepover or maybe you went to one
6. Celebrated Christmas at their mom's and/or dad's house
7. Went to a different state or country to visit a family member and for enjoyment
8. Went to their shore house/ cabin
9. Went skiing
10. Went sledding
- And 11. Spent time with their family

Happy New Year ^_^\\//

Places to Visit: Orlando, Florida

By Becky A.

PARKS

MGM- Tower of Terror is a real **THRILL!** You go up 13 stories, and **DROP DOWN 13 STORIES!** If you are lucky you won't get the **extra plunges!**

There is also *The Rockin' Roller Coaster*: it takes off in 0.6 seconds at approximately 66 miles per hour. *Fantasmic* is a wonderful show where the good guys and the bad guys fight. **MAGIC KINGDOM-** Breakfast with Cinderella is magical! *Space Mountain* is a great roller coaster; there are drops, hills, turns and more on this roller coaster. *Splash Mountain* is a great log flume. You will not get soaked (unless all flumes are going and the ride is going slow, then you might get wet or **soaked**.)

Study tips for the YEAR!

By Tiffany M.

Basic Tips

- Take control. Make a list of things you need to study.
- Get into a habit of active studying each night.
- Choose a quiet non-distracting place to study.
- Study for short focused blocks of time.
- Organize new information. Create outlines, charts, flash cards, concepts and maps to help you visualize relationships. Try to integrate your studying with what you know.
- Sometimes study with a friend. Quiz each other, compare notes, and discuss things you need to know. **Remember:** When your friend goes home study a little more or just review the notes.

Source: <http://www.KidsHub.org>

Tiffany's tips for studying

- ◆ If you are studying for a big test then you need to budget out your time and study a little each night.

- ◆ Make sure you bring home everything you need.
- ◆ In class don't be afraid to mark things you need to work on or that seem important.
- ◆ Use resources around you to help you study.
- ◆ In math if you are having trouble on a problem then use smaller numbers to help you understand.

Advice Column

By Rebecca F. and Nicolette K.

Dear Rebecca,
The talent show is coming up this year. My friends are fighting over me because they both want to do the talent show with me. I do not want to disappoint any of my friends. What should I do?

Signed,

Confused

Dear Confused,
If I were you I would join both your groups together to form the one group that you would like. So, you would not hurt anyone's feelings in either group. In the end instead of having two groups you have one big happy group. Hope the advice I gave you will work out in the end.

Signed,

Rebecca

Guinea Pig Tip of the Day

By Julia P.

Every guinea pig needs exercise to stay happy and healthy. For exercise you should let your guinea pig out of his/her cage for about 5-30 minutes each day. Remember to make sure that your guinea pig is running around in a safe

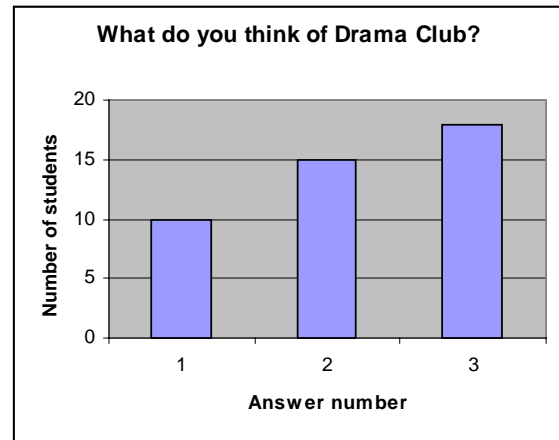
place. The smaller his/her cage is the more exercise he/she needs. You should always watch your guinea pig when he/she is out of his/her cage.

That is your guinea pig tip of the day!

Source: www.cavycages.com

Drama Club News

By Alex W.



Key:

A1: The Drama Club is fun and I am in it!

A2: Looks like fun but I don't want to join.

A3: I just enjoy watching the plays.

For the newspaper I asked some 5th grade students 3 questions about drama club. The founder of the Culbertson Drama Club is Mrs. Ostrander. The drama club members learn about different plays and genres.

Here is a Snack to Spice

Up the Super Bowl

By Melissa W.

It's spicy and delicious. Party guests love it. It's spicy pretzels! Kids can make it (with a little oven help). This recipe has been passed from one person to another. I have made them

for years and get compliments all the time.

Ingredients:

- 1) 2 tsp. of crushed red pepper
- 2) 1 tsp. of lemon pepper
- 3) 1 tsp. of dill weed
- 4) 2 tsp. Garlic pepper
- 5) ½ cup of olive oil
- 6) 1 package of hidden valley ranch party dip
- 7) One box or bag of Snyder Beer Pretzels

Directions: Pre-heat oven to 350 degrees. Mix ingredients until pretzels are covered. Bake in oven on cookie sheet for 10 minutes. Enjoy the snack!

Funny Jokes

Today's theme: School Jokes
Selected by Michael L.

Student: Teacher, I can't solve this problem.

Teacher: Any five-year-old should be able to solve this one.

Student: No wonder I can't do it then, I'm nearly ten!

Teacher: Where is your homework?

Student: I lost it fighting this kid who said you weren't the best teacher in the school.

Student #1: Great news! Teacher says we have a test today, come rain or shine.

Student #2: So what's so great about that?

Student #1: It's snowing outside!

Teacher: What happens when you throw a green stone in the Red Sea?

Student: It gets wet!

Why does history keep repeating itself?

Because we weren't listening the first time!

Source: <http://scatty.com>

Editor's Note

By Mrs. Samuels, Librarian

I hope you've enjoyed reading this edition as much as the fifth graders enjoyed writing it! It will be published on the library web page as soon as possible. To find it on the web go to Culbertson's web page at <http://www.mnsd.net/Culbertson/> and click on "Library."

Remember...Cougars ROAR!

Respect

Others

Always

Read!